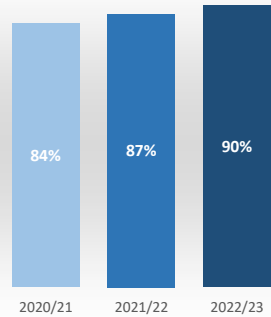


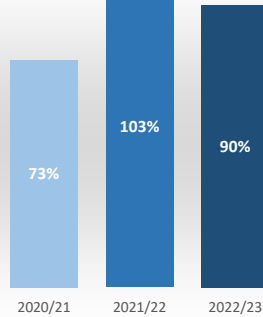
Máster Universitario en Derecho Penal y Procesal Penal

Acceso

Admitidos / Total Solicitudes

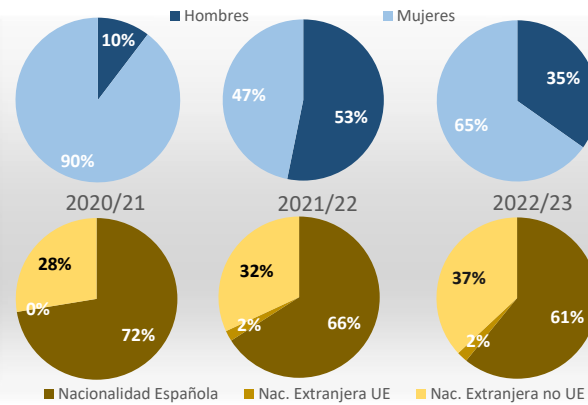


Matriculados / Oferta



| Datos de Acceso | 2020/21 | 2021/22 | 2022/23 |
|-----------------------------|---------|---------|---------|
| Oferta | 40 | 40 | 40 |
| Solicitudes 1ª opción | 50 | 57 | 54 |
| Admitidos | 53 | 61 | 53 |
| Alumnos de nuevo ingreso | 29 | 41 | 36 |
| Admitidos/Total Solicitudes | 84% | 87% | 90% |
| Cobertura (Matric./Oferta) | 73% | 103% | 90% |

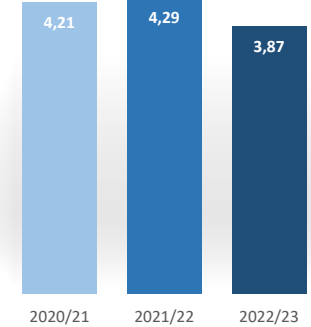
Matrícula por género y nacionalidad



| Datos de Matrícula | 2020/21 | 2021/22 | 2022/23 |
|-----------------------|---------|---------|---------|
| Hombres | 10% | 53% | 35% |
| Mujeres | 90% | 47% | 65% |
| Nacionalidad Española | 72% | 66% | 61% |
| Nac. Extranjera UE | 0% | 2% | 2% |
| Nac. Extranjera no UE | 28% | 32% | 37% |
| Nº total de alumnos | 29 | 47 | 46 |

Satisfacción

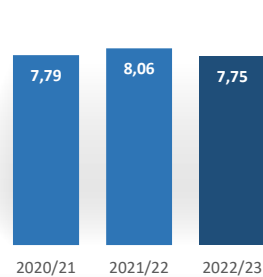
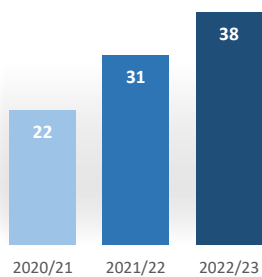
De los estudiantes con el profesorado



| Datos de Satisfacción | 2020/21 | 2021/22 | 2022/23 |
|-----------------------|---------|---------|---------|
| | 4,21 | 4,29 | 3,87 |

*Medida global de calidad. Valores 1-5

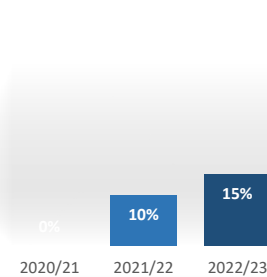
Titulados



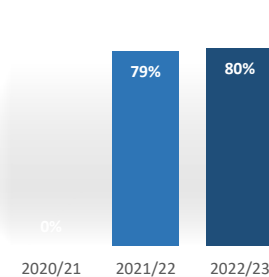
| Datos de Titulados | 2020/21 | 2021/22 | 2022/23 |
|-----------------------------|---------|---------|---------|
| Titulados | 22 | 31 | 38 |
| Nota media de los titulados | 7,79 | 8,06 | 7,75 |

Resultados

Tasa de abandono



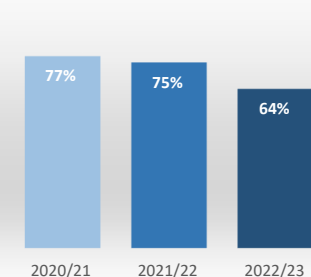
Tasa de graduación



| Datos de Resultados | 2020/21 | 2021/22 | 2022/23 |
|--------------------------|---------|---------|---------|
| Tasa de abandono | - | 10% | 15% |
| Tasa de graduación | - | 79% | 80% |
| Alumnos cohorte | 0 | 29 | 41 |
| *Año cohorte de entrada: | 2019 | 2020 | 2021 |

Profesorado

ECTS impartidos por doctor



| Datos de ECTS Impartidos por doctor | 2020/21 | 2021/22 | 2022/23 |
|-------------------------------------|---------|---------|---------|
| | 77,4% | 74,9% | 64,2% |