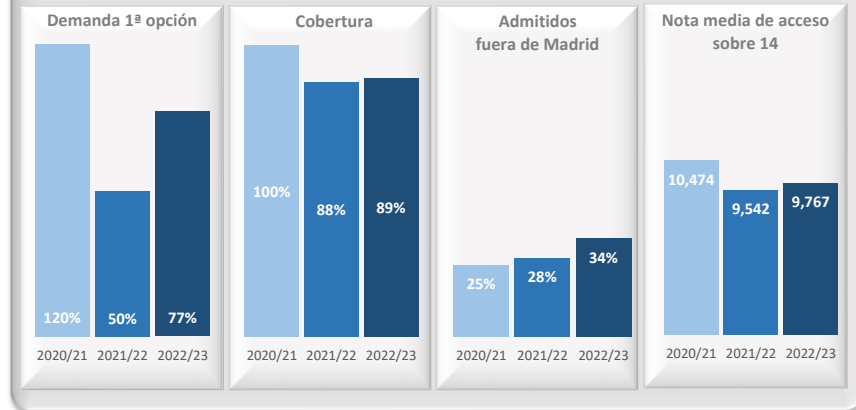


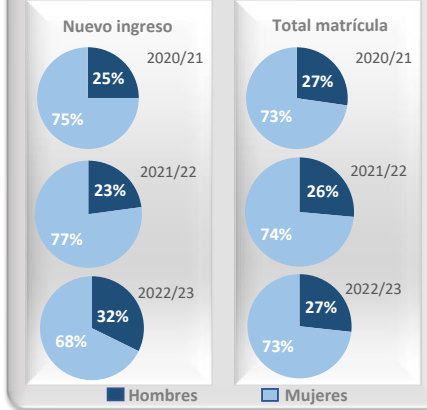
Grado en Turismo

Acceso



| Datos de Acceso | 2020/21 | 2021/22 | 2022/23 |
|----------------------------|---------|---------|---------|
| Oferta | 40 | 40 | 35 |
| Demanda 1ª opción | 120% | 50% | 77% |
| Cobertura plazas | 100% | 88% | 89% |
| Admitidos fuera de Madrid | 25% | 28% | 34% |
| Admitidos preinscripción | 40 | 40 | 35 |
| Nota de corte sobre 14 | 9,518 | 8,146 | 8,754 |
| Nota media acceso sobre 14 | 10,474 | 9,542 | 9,767 |

Matrícula



| Datos de Matrícula | 2020/21 | 2021/22 | 2022/23 |
|-----------------------|---------|---------|---------|
| Hombres | 27% | 26% | 27% |
| Mujeres | 73% | 74% | 73% |
| Total matriculados | 165 | 140 | 131 |
| Nuevo ingreso hombres | 25% | 23% | 32% |
| Nuevo ingreso mujeres | 75% | 77% | 68% |

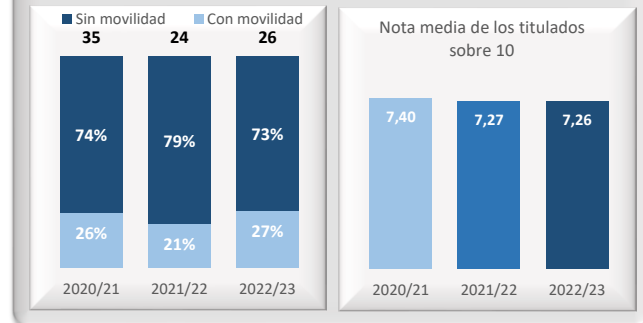
Satisfacción



| Datos de Satisfacción | 2020/21 | 2021/22 | 2022/23 |
|-----------------------|---------|---------|---------|
| 2020/21 | 3,77 | | |
| 2021/22 | | 3,87 | |
| 2022/23 | | | 4,28 |

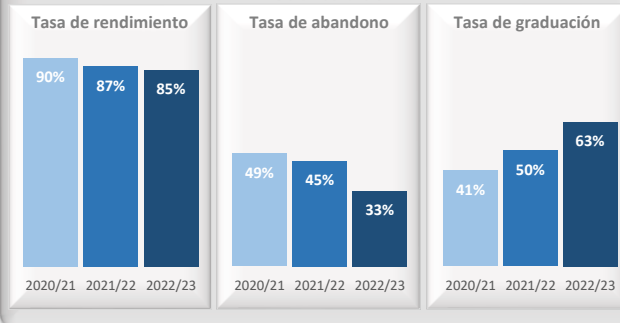
*Medida global de calidad. Valores 1-5

Titulados



| Datos de Titulados | 2020/21 | 2021/22 | 2022/23 |
|-----------------------------|---------|---------|---------|
| Titulados | 35 | 24 | 26 |
| Nota media de los titulados | 7,40 | 7,27 | 7,26 |
| % Con movilidad | 26% | 21% | 27% |
| % Sin movilidad | 74% | 79% | 73% |

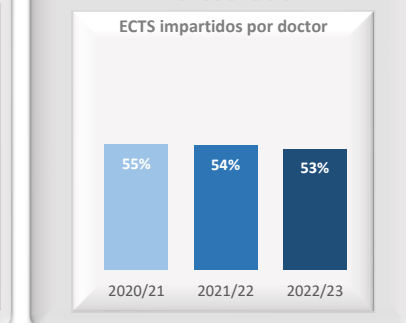
Resultados



| Datos de Resultados | 2020/21 | 2021/22 | 2022/23 |
|------------------------|---------|---------|---------|
| Tasa de rendimiento | 90% | 87% | 85% |
| Tasa de abandono (*) | 49% | 45% | 33% |
| Tasa de graduación (*) | 41% | 50% | 63% |
| Alumnos cohorte (*) | 41 | 44 | 40 |

(*) Año cohorte de entrada: 2016 2017 2018

Profesorado



| Datos de ECTS Impartidos por doctor | 2020/21 | 2021/22 | 2022/23 |
|-------------------------------------|---------|---------|---------|
| 2020/21 | 54,9% | | |
| 2021/22 | | 54,5% | |
| 2022/23 | | | 52,9% |